

TOMCARR

ANYWHERE AND BACK

TM-2

NO PREVIOUS EXPERIENCE REQUIRED



TM-2

NO PREVIOUS EXPERIENCE REQUIRED



DIMENSIONS:

	TM25i/J*	TM27G/D*
LENGTH:	111"(2820mm)	111"(2820mm)
WIDTH:	65"(1650mm)	70"(1780mm)
HEIGHT:	64"(1625mm)	67"(1686mm)
WHEEL BASE:	81"(2052mm)	81"(2052mm)
GROUND CLEARANCE:	12"(317mm)	15"(378mm)
DRY WEIGHT:	1342lbs. (610Kg) / 1392lbs. (632Kg)*	1551lbs. (705Kg) / 1573lbs. (715Kg)*
ENGINE:	725cc, Gasoline, V twin Cylinder Fuel Injected, Air Cooled / Liquid Cooled*	953cc, Gasoline / 953cc, Turbo Diesel* 3 Cylinder, Liquid Cooled
TRANSMISSION:	Automatic V-Belt CVT. Rear Wheel Drive Final Drive: Oil Bathed Chains / High-Low Gear Box* Forward - Neutral -Reverse, Differential Gear Box Differential Lock*	Automatic V-belt CVT, Heavy Duty, High-Low Gear Box Rear Wheel Drive, Final Drive: Oil Bathed Chains Forward - Neutral - Reverse, Differential Lock
CARGO BOX:	Rails: 54.7" x 31.1"(1389mm x 790mm)	
TOWING LOAD:	990lbs. (450Kg)	1320lbs. (600Kg)
CARGO BOX PAYLOAD:	330lbs. (150Kg)	440lbs. (200Kg)
TIRES:	Front: AT 25 X 8 – 12 Rear: AT 26 X 12 – 12	
SUSPENSION:	Front: Double Wishbone, Heavy Duty Travel: 10.5"(267mm) Rear: Trail Arm, Heavy Duty Travel: 11.5"(292mm) All with adjustable dual coil over springs, gas/hydraulic shocks	Travel: 13.5"(343mm) Travel: 13"(334mm)
STEERING:	Rack and Pinion 1.6 Turn Lock to Lock	
BRAKES:	Hydraulic Power brakes 4 Drums	
FUEL:	6.75 Gallon/26 Liter safety tank (1 or 2 tanks)	
ELECTRIC:	12V 46AH Battery. Alternator + Regulator 25A Power Socket, Halogen Head Lights, Tail Lights, Brake Lights, Horn	12V 46AH Battery. Alternator + Regulator 40A
INSTRUMENTATION:	Speedometer, Wheels Hour Meter, Voltmeter, Fuel Gauge, Low Oil Pressure, Turn Signal, High/Low Beam Temperature Gauge*	Temperature Gage
SEAT:	Adjustable, Bucket Type, Head Rest, 4 Point Safety Harness	



TOMCAR

ANYWHERE AND BACK

TM-4

FOR BIG JOBS AND BIGGER ADVENTURES



TM-4

FOR BIG JOBS AND BIGGER ADVENTURES



DIMENSIONS:

	TM45J	TM47G/D*
LENGTH:	145" (3680mm)	145" (3680mm)
WIDTH:	65" (1650mm)	70" (1780mm)
HEIGHT:	64" (1625mm)	67" (1686mm)
WHEEL BASE:	115" (2912mm)	115" (2912mm)
GROUND CLEARANCE:	12" (317mm)	15" (378mm)
DRY WEIGHT:	1601lbs. (727Kg)	1771lbs. (805Kg) / 1793lbs. (815Kg)*
ENGINE:	725cc, Gasoline, V twin Cylinder Fuel Injected, Liquid Cooled	953cc, Gasoline / 953cc, Turbo Diesel* 3 Cylinder, Liquid Cooled
TRANSMISSION:	Automatic V-belt CVT, Heavy Duty, High/Low Gear Box, Rear Wheel Drive, Final Drive: Oil Bathed Chains, Forward - Neutral - Reverse, Differential Lock	
CARGO BOX:	Rails: 54.7" x 31.1" (1389mm x 790mm)	
TOWING LOAD:	990lbs. (450Kg)	1320lbs. (600Kg)
CARGO BOX PAYLOAD:	330lbs. (150Kg)	440lbs. (200Kg)
TIRES:	Front: AT 25 X 8-12 – Rear: AT 26 X 12-12	
SUSPENSION:	Front: Double Wishbone, Heavy Duty Travel: 11.5" (292mm) Rear: Trail Arm, Heavy Duty Travel: 13" (334mm)	Travel: 13.5" (343mm) Travel: 13" (334mm)
	All with adjustable dual coil over springs, gas/hydraulic shocks	
STEERING:	Rack and Pinion. 1.6 Turn Lock to Lock	
BRAKES:	Hydraulic Power Brakes 4 Drums	
FUEL:	6.75 Gallon/26 Liter safety tank (1 or 2 tanks)	
ELECTRIC:	12V 46AH Battery. Alternator + Regulator 25A	12V 46AH Battery. Alternator + Regulator 40A
	Power Socket, Halogen Head Lights, Tail Lights, Brake Lights, Horn,	
INSTRUMENTATION:	Speedometer, Wheels Hour Meter, Voltmeter, Fuel Gauge, Low Oil Pressure, Turn Signal, High/Low Beam, Temperature Gauge	
SEAT:	Adjustable, Bucket Type, Head Rest, 4 Point Safety Harness	



TOMCARR

ANYWHERE AND BACK

TM-5

100% PAYLOAD AND ADRENALINE



TM-5

100% PAYLOAD AND ADRENALINE



DIMENSIONS:










	TM57G	TM57D
LENGTH:	135" (3416mm)	135" (3416mm)
WIDTH:	70" (1780mm)	70" (1780mm)
HEIGHT:	67" (1686mm)	67" (1686mm)
WHEEL BASE:	101" (2562mm)	101" (2562mm)
GROUND CLEARANCE:	15" (378mm)	15" (378mm)
DRY WEIGHT:	1764lbs. (800Kg)	1786lbs. (810Kg)
ENGINE:	953cc, Gasoline 3 Cylinder, Liquid Cooled	953cc, Turbo Diesel 3 Cylinder, Liquid Cooled
TRANSMISSION:	Automatic V-belt CVT, Heavy Duty, High/Low Gear Box, Rear Wheel Drive, Final Drive: Oil Bathed Chains, Forward - Neutral - Reverse, Differential Lock	
CARGO BOX:	Rails: 66.3" x 52.9" (1684mm x 1343mm)	
TOWING LOAD:	1320lbs. (600Kg)	
CARGO BOX PAYLOAD:	1433lbs. (650Kg)†	
TIRES:	Front: AT 25 X 8-12 – Rear: AT 26 X 12-12	
SUSPENSION:	Front: Double Wishbone, Heavy Duty, Travel: 13.5" (343mm) Rear: Trail Arm, Heavy Duty, Travel: 13" (334mm) All with adjustable dual coil over springs, gas/hydraulic shocks On board air compressor system with load compensators	
STEERING:	Rack and Pinion. 1.6 Turn Lock to Lock	
BRAKES:	Power Hydraulic Brakes 4 Discs	
FUEL:	6.75 Gallon/26 Liter safety tank (1 or 2 tanks)	
ELECTRIC:	12V 46AH Battery. Alternator + Regulator 40A Power Socket, Halogen Head Lights, Tail Lights, Brake Lights, Horn,	
INSTRUMENTATION:	Speedometer, Wheels Hour Meter, Voltmeter, Fuel Gauge, Low Oil Pressure, Turn Signal, High/Low Beam, Temperature Gauge	
SEAT:	Adjustable, Bucket Type, Head Rest, 4 Point Safety Harness†	

†LSV Configuration: Cargobox Payload - 876lbs (397Kg), FMVSS 209 Lap Belt, Side Reflectors, Windshield - mandatory accessory
Specifications subject to change















TOMCAR

2007 Models MSRP Prices

Model #		Description	MSRP
TM25I		Engine: Kohler 725cc, Fuel Injected V-twin Air-Cooled. Transmission: 2X4 - Automatic V-belt CVT, Forward, Neutral, Reverse. Suspension: Tomcar Standard . 12" Ground Clearance, 10.5" Front Travel, 11.5" Rear Travel	\$11,995
TM25J		Engine: Kohler 725cc, Fuel Injected V-twin Liquid-Cooled. Transmission: 2X4 - Automatic V-belt CVT, Forward, Neutral, Reverse, High/Low Gear Box with Differential Lock. Suspension: Tomcar Standard . 12" Ground Clearance, 10.5" Front Travel, 11.5" Rear Travel	\$13,495
TM27G		Engine: Daihatsu 953 cc, Gasoline, 3 Cylinders Liquid Cooled. Transmission: 2X4 - Automatic V-belt CVT, Forward, Neutral, Reverse, Heavy Duty, High/Low Gear Box with Differential Lock. Suspension: Heavy Duty Suspension. 14.6" Ground Clearance, 13.5" Front Travel, 13" Rear Travel.	\$15,995
TM27D		Engine: Daihatsu 953 cc, Turbo Diesel, 3 Cylinders Liquid Cooled. Transmission: 2X4 - Automatic V-belt CVT, Forward, Neutral, Reverse, Heavy Duty, High/Low Gear Box with Differential Lock. Suspension: Heavy Duty Suspension. 14.6" Ground Clearance, 13.5" Front Travel, 13" Rear Travel.	\$16,695
TM45J		Engine: Kohler 725cc, Fuel Injected V-twin Liquid-Cooled Transmission: 2X4 - Automatic V-belt CVT, Forward, Neutral, Reverse, High/Low Gear Box with Differential Lock. Suspension: Tomcar Standard. 12" Ground Clearance, 10.5" Front Travel, 11.5" Rear Travel.	\$16,295
TM47G		Engine: Daihatsu 953 cc, Gasoline, 3 Cylinders Liquid Cooled. Transmission: Heavy Duty, High/Low Gear Box. 2X4 - Automatic V-belt CVT, Forward, Neutral, Reverse, Differential Lock. Suspension: Heavy Duty Suspension. 14.6" Ground Clearance, 13.5" Front Travel, 13" Rear Travel.	\$18,795
TM47D		Engine: Daihatsu 953 cc, Turbo Diesel, 3 Cylinders Liquid Cooled. Transmission: Heavy Duty, High/Low Gear Box. 2X4 - Automatic V-belt CVT, Forward, Neutral, Reverse, Differential Lock. Suspension: Heavy Duty Suspension. 14.6" Ground Clearance, 13.5" Front Travel, 13" Rear Travel.	\$19,495
TM57G		Engine: Daihatsu 953 cc, Gasoline, 3 Cylinders Liquid Cooled. Transmission: Heavy Duty, High/Low Gear Box. 2X4 - Automatic V-belt CVT, Forward, Neutral, Reverse, Differential Lock. Suspension: Heavy Duty Suspension. With Air Shock Assist 14.6" Ground Clearance, 13.5" Front Travel, 13" Rear Travel.	\$19,195
TM57D		Engine: Daihatsu 953 cc, Turbo Diesel, 3 Cylinders Liquid Cooled. Transmission: Heavy Duty, High/Low Gear Box. 2X4 - Automatic V-belt CVT, Forward, Neutral, Reverse, Differential Lock. Suspension: Heavy Duty Suspension. With Air Shock Assist 14.6" Ground Clearance, 13.5" Front Travel, 13" Rear Travel.	\$19,895

2007 MSRP Accessory pricelist

Part No.		Description	Price
TM060		Automotive Windshield W/Wiper & Washer + Rearview Mirror (Mandatory for LSV)	\$750
TM1193		Canopy Top (2-Seater)	\$400
TM1186		Canopy Top (4-seater)	\$600
TM3240		Set of Reinforced Rims (added on to existing rims)	\$250
TM3055		Map Light	\$35
TM6128		Spare Wheel Mounting Hardware + Front Spare Reinforced Rim and Tire	\$495
TM056		Additional Fuel Tank + Selector Valve	\$400
TM6013		Tomcar Towing System: Bar (50 mm ball)	\$550
TM6140		Rear Storage Compartment	\$500
TM5905/6		Pair of Doors (for 2-Seater) (Fabric vinyl with windows)	\$655
TM068		Cabin Heating System with Defrost	\$800
TM082		Camouflage Color Scheme	\$1000